



Stanbic Income Fund Trust

Investment Policy and Objective

The Stanbic Income Fund Trust (“SIFT” or “the Fund”) is an open-ended unit trust. The primary objective of the Fund is to seek medium to long-term sustainable income and moderate capital appreciation of its assets.

Under normal market conditions, a maximum of 85% of the Fund’s assets under management are invested in medium to long-term corporate and government debt securities while retaining a maximum of 40% in money market securities and a minimum of 5% in cash. The Manager may employ short-term tactical deviations from the policy mix of up to 10% of the assets under management.

Risk Rating

Low **Medium** High

The upgrade in Ghana’s long-term foreign currency issuer default rating, the uptick in bond market activity, and improved access to liquidity make the Fund’s overall risk rating medium.

Distribution

Stanbic Income Fund Trust does not distribute earnings. All earnings are reinvested in the Fund, which impacts the net asset value of the Fund. Investors seeking to withdraw earnings will have to sell part of their units to realize their earnings.

Minimum Holding Period

1-Year **2-Year** 3-Year

Who can Invest in SIFT?

Stanbic Income Fund Trust is most suitable for investors looking for sustainable income generation and moderate capital appreciation in the medium term and willing to take on the associated fund risks

Key Fund Facts

Inception Date	6 th January 2011
Benchmark(BM)	Average 1- & 5-Year Government of Ghana(GoG) securities
Portfolio Size	GHS 717.6 Million
Base Currency	Ghanaian Cedi (GHS)
Fund Classification	Fixed Income Fund
SEC Number	SEC/CIS/UTL12/26

Fund Details

Portfolio Manager(s)	Nanabanyin Aidoo Forson
Portfolio Analyst	Smith Dumenyio
The Manager	Stanbic Investment Management Services LTD
The Trustee	Universal Merchant Bank
The Auditor	Baker Tilly Andah + Andah
Legal Advisor	Doreen Iliasu

Upfront Charge N/A

Management Fee 2.00% (per annum)

Trustee Fee 0.25% (per annum)

Redemption Charge (Per Investment) 2.00% within Year 1
1.00% within Year 12
0% in Year 3

Other expenses include audit fees and operational costs incurred in managing the Fund

Total Expense Ratio (Apr-26) 0.73%

SIFT NAV (Apr-26) GHS 12.4977

SIFTAMC NAV (Apr-26) GHS 16.1337

Minimum Investment

Lump Sum	GHS 20.00
Debit Order	GHS 10.00

Statutory Disclosures and General Terms & Conditions

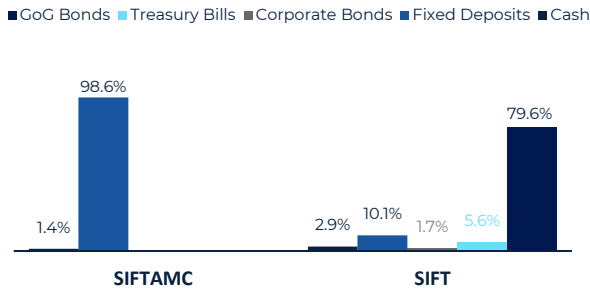
The value of participatory interests may go down or up, and past performance is not necessarily a guarantee for future performance. The Manager does not provide any guarantee concerning the capital or return of the Fund. Most fixed-income securities dealers/brokers maintain an active secondary market. However, there is no assurance that an active market will be maintained. Price changes coupled with demand and supply will alter the liquidity of the investments and, ultimately, the liquidity of the Fund. Deposits made into the Fund are subscriptions for investments and not bank deposits or insurance premiums. The Manager, Stanbic Investment Management Services LTD., is an asset management firm licensed by the Securities and Exchange Commission in Ghana and is a member of the Standard Bank Group of South Africa.

Subscriptions and withdrawals will receive the price of the next working day if received after 15h00 (GMT). For additional information, kindly refer to the Prospectus, Scheme Particulars, and Trust Deed. Other information about this product, including, but not limited to, the Application Forms, Factsheets, and Annual Reports, can be obtained free of charge at the Manager’s office and on the Manager’s website (<https://www.sims.com.gh>).

Stanbic Income Fund Trust

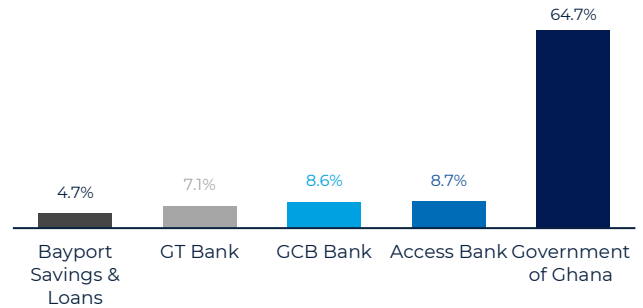
Fund Holdings

Asset Allocation



Cash represents bank balance and receivables.

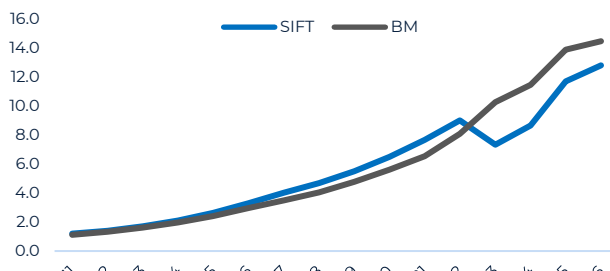
Top 5 Issuer Allocation



Government of Ghana represents investments in both bills and bonds. However, SIFTAMC has no exposure to Government securities.

Fund Performance

Cumulative Performance



GHS 1,000 invested in Jan 2011 would be worth GHS 12,828.94 in SIFT

Portfolio Highlights

Returns (%)	YTD	1M	3M	6M	1Yr	3Yr	5Yr	Inception
SIFT	9.4	1.0	6.4	12.5	33.2	12.4	12.6	18.1
SIFTAMC	3.4	0.7	2.3	5.9	14.6	19.1	N/A	
Benchmark	4.2	0.9	3.1	6.3	15.8	15.9	17.1	19.1

CAGR Returns are shown for 3Yr, 5Yr, and Inception data.

All indicated returns are based on marked-to-market prices.

*SIFT -AMC is actively managed, but no longer receives additional deposits

Fund Review and Strategy

As at the end of April 2026, the Fund's total assets under management stood at approximately GHS 717.6 million, comprising GHS 544.6 million invested in SIFT and GHS 173.0 million in SIFTAMC. SIFT recorded a strong year-to-date return of 9.4%, significantly outperforming its benchmark return of 4.2%, while SIFTAMC delivered a return of 3.4% over the same period.

Portfolio allocations remained heavily weighted toward Government securities, which accounted for 65% of total assets, complemented by investments in fixed deposits (31%). The remaining 4% was allocated across corporate bonds and cash. The Fund continues to adhere to its primary investment objective of generating medium- to long-term sustainable income while achieving moderate capital appreciation.

Market Overview

Inflation edged higher, printing at 3.4% compared to 3.2% in the prior month, bringing to an end the 15-month disinflationary trend that began in January 2025. This modest reversal has been driven largely by rising oil prices, spurred by heightened geopolitical tensions stemming from the US-Iran conflict, which has disrupted global oil supply dynamics. The resulting increase in uncertainty around the inflation outlook has prompted a marginal upward adjustment in interest rate expectations, as investors reprice risk, by adding a war premium, amid a relatively unchanged macroeconomic environment. A definitive peace agreement between the US and Iran would help temper inflationary concerns; and any secondary pass-through effects. In this context, investors should consider staying invested but maintain adequate allocations to cash and near-cash instruments, allowing flexibility to reposition along the yield curve should geopolitical tensions intensify or macro conditions deteriorate.

Contact Details

Manager

Stanbic Investment Management Services LTD
Reg. No. C0005424240
Stanbic Heights, Plot 215 South Liberation Link
Airport City, Accra
PO Box CT 2344, Cantonments, Accra
Contact Centre: +233 (0) 302 610690

Trustee

Universal Merchant Bank Ltd
No. 1 Abdul Diouf
South Ridge, Accra
P.O. Box CT 1317, Cantonments
Telephone: +233 (0) 302 251137/8