

Stanbic Income Fund Trust



as at 31st March 2025

Investment Policy and Objective

The Stanbic Income Fund Trust (“SIFT” or “the Fund”) is an open-ended unit trust fund. The primary objective of the Fund is to seek medium to long-term sustainable income and capital appreciation of its assets.

Under normal market conditions, a minimum of 85% of the Fund’s assets under management are invested in medium to long-term corporate and government debt securities while retaining a maximum of 40% in money market securities and a minimum of 3% in cash. The Manager may employ short-term tactical deviations from the policy mix of up to 10% of the assets under management.

Risk Rating

Low	Medium	High
-----	--------	------

The slowdown in activity on the bond market and reduced access to liquidity have increased the overall risk of the Fund from medium to high.

Distribution

SIFT does not distribute earnings. All earnings are reinvested in the Fund which impacts the net asset value of the Fund. Investors seeking to withdraw earnings will have to sell part of their units to realize their earnings.

Fund Details

Portfolio Manager	Nanabanyin Aidoo Forson
Portfolio Analyst	Smith Dumenyo
Portfolio Size	GHS 522 Million
Sector Classification	Fixed Income
Benchmark	Average 1- & 5-Year GoG notes
Launch Date	06 January 2011
SEC No	SEC/CIS/UTL 12/24
Maximum Charges	
Upfront Charge	N/A
Management Fee	2.00% (per annum)
Trustee Fee	0.25% (per annum)
Redemption Charge (Per investment)	2.00% within Year 1 1.00% within Year 2 0% in Year 3
Total Expense Ratio (YTD Mar-25)	0.52%
Minimum Investment	
Lump Sum	GHS20.00
Debit Order	GHS10.00
Name of Scheme	Stanbic Income Fund Trust (SIFT or The Fund)
The Manager	Stanbic Investment Management Services LTD
The Trustee	Universal Merchant Bank
The Auditor	Baker Tilly Andah + Andah
Legal Advisor	Doreen Iliasu

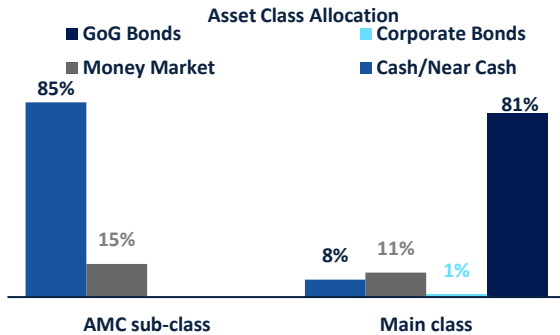
Statutory Disclosures and General Terms & Conditions

The value of participatory interests may go down or up, and past performance is not necessarily a guarantee for future performance. The Manager does not provide any guarantee concerning the capital or return of the Fund. Most fixed-income securities dealers/brokers maintain an active secondary market. However, there is no assurance that an active market will be maintained. Price changes coupled with demand and supply will alter the liquidity of the investments and, ultimately, the liquidity of the Fund. Deposits made into the Fund are subscriptions for investments and not bank deposits or insurance premiums. The Manager, Stanbic Investment Management Services LTD., is an asset management firm licensed by the Securities and Exchange Commission in Ghana and is a member of the Standard Bank Group of South Africa.

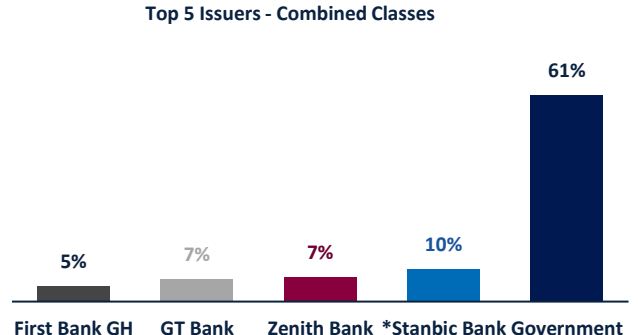
Subscriptions and withdrawals will receive the price of the next day if received after 15h00 (GMT). For additional information, kindly refer to the Prospectus, Scheme Particulars, and Trust Deed. Other information about this product, including, but not limited to, the Application Forms, Factsheets, and Annual Reports, can be obtained free of charge at the Manager’s office and on the Manager’s website (<https://www.sims.com.gh>).

as at 31st March 2025

Fund Holdings



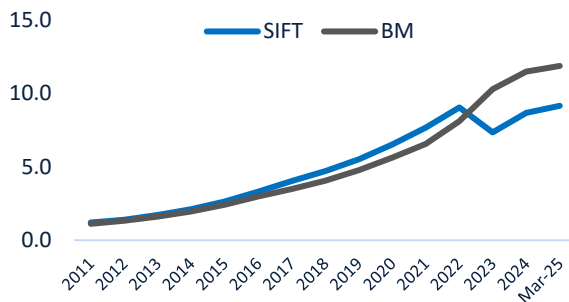
Near Cash are MM investments with less than 91 days to maturity.



* Stanbic Bank is a related party to Stanbic Investment Management Services LTD

Fund Performance

Cumulative Performance



GHS1,000 invested in Jan 2011 would be worth GHS 9,152.42 in the main class

Returns (%)	1M	3M	6M	1Yr	3Yr	5Yr	Inception
Main Class	4.2	5.6	17.2	14.7	3.5	9.0	16.8
*AMC Sub-Class	1.8	5.1	10.6	23.0			
Benchmark	1.0	3.3	6.5	11.2	18.4	18.1	19.0

CAGR Returns are shown for 3Yr, 5Yr, and Inception data.

All indicated returns are based on marked-to-market prices.

*Introduced in December 2022

Fund Review and Strategy

At the end of the reporting period, the Fund's total assets were approximately GHS 522M, comprising GHS 359M in the main class and GHS 163M in the sub-class. At the end of the first quarter of 2025, the Fund achieved year-to-date returns of 5.6% on the main class and 5.1% on the sub-class, against a benchmark of 3.3%. The Portfolio allocation consists of a 55% exposure in Government bonds, 44% in money market securities, and 1% in corporate bonds. In the second quarter of 2025, the Fund will continue to invest in short-term money market securities to sustain its liquidity position. The sub-class prioritizes liquidity and holds fixed deposit securities with an average maturity of two months.

Market Overview

The Monetary Policy Committee's decision to hike the policy rate by 100 basis points to 28% highlights its dedication to addressing persistent inflation and mitigating potential spillover effects from the expansionary fiscal policies of 2024. This move also aims to navigate the uncertainties posed by global trade tensions, including the tariff policies implemented by President Trump. Concurrently, the Government of Ghana has adopted a strategic debt management approach, evidenced by a significant reduction in treasury bill yields by over 1000 basis points. In the most recent auction in March, the 91-day, 182-day, and 364-day treasury bills had average yields of 15.7%, 16.7%, and 18.8%, respectively, indicating lower short-term borrowing costs for the government. While this strategy aligns with fiscal goals and alleviates immediate debt pressures, it may encourage investors to shift towards hard currencies, if there's any sense of weakness and thereby increasing pressure on the Cedi.

Contact Details

Manager

Stanbic Investment Management Services LTD
 Reg. No. C0005424240
 Stanbic Heights, Plot 215 South Liberation Link
 Airport City, Accra
 PO Box CT 2344, Cantonments, Accra
 Contact Centre: +233 (0) 302 610690

Trustee

Universal Merchant Bank Ltd
 No. 1 Abdul Diouf
 South Ridge
 P. O. Box CT 1317, Cantonments
 +233 302 251137/8